

Perfection Excess Flow Valves

SCFH: 400, 600, 800, 1100, 1800

Product Specification



This manual details the qualification and design testing that has been performed during the development of the Perfection Excess Flow Valve with Bleed-by Reset (EFVB). The information disclosed herein is intended to aid in the evaluation and qualification of the Perfection Excess Flow Valve for use in gas distribution systems. These valves offer the following beneficial features:

- Automatic reset when line pressure is equalized
- Consistent trip flow rate
- Maintenance free
- Easy to install
- Available in a variety of Perfection fittings such as: mechanical tapping tees, shut off valves, sticks and Permaserts
- Customer specified trip flow ranges also available



Materials of Construction

SCFH 400 & 600



Valve Body - The valve body is stamped from stainless steel.



Port Tube - The port tube is molded from acetal copolymer.

SCFH 800, 1100 & 1800




Valve Body - The valve body is stamped from stainless steel.



Port Tube - The port tube is molded from acetal copolymer.

Spring



The spring is manufactured from stainless steel.

Note: Some spring assemblies also incorporate a stainless steel ball seat.

Ball



The ball is manufactured from nylon and is precision ground.

O-ring



This elastomeric component is Buna-Nitrile and complies with U.S. DOT CFR Title 49, Part 192 and ASTM D 2000.

Qualification Testing

General

The tests listed below were conducted to verify compliance of the Perfection EFV to U.S. DOT CFR Title 49, Part 192.381. Additionally, all units are 100% performance tested before shipment.

Test Method and Apparatus

Testing was performed in accordance with ASTM F 2138 and ASTM F 1802.

- Closure flow test
- Bleed-by flow rate/leak rate after closure test
- Pressure drop across EFV test
- Pressure drop just prior to closure
- Valve resetability test
- Snap-acting load test
- Cycle test

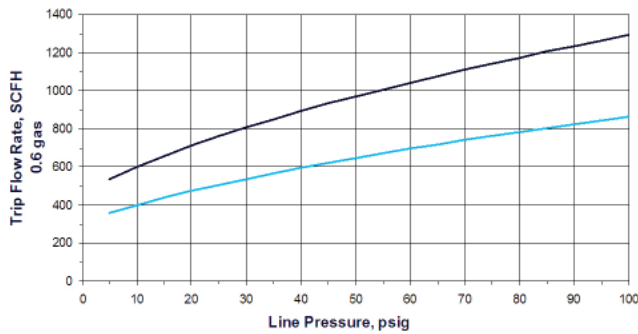
Results

The performance data provided on the following pages is given in SCFH of 0.6 specific gravity gas. The laboratory testing was performed using dry air, and the results were mathematically converted for 0.6 specific gravity gas.

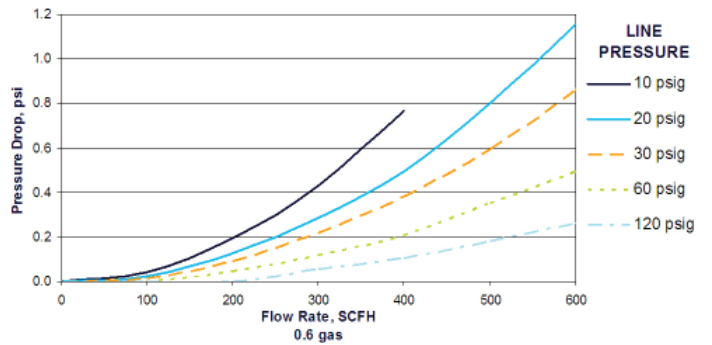
Performance Curves

Elster Perfection 400 SCFH EFV

Trip Flow Rate vs Line Pressure

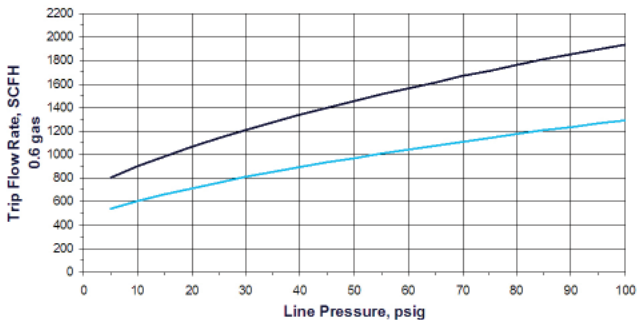


Pressure Drop vs Flow Rate

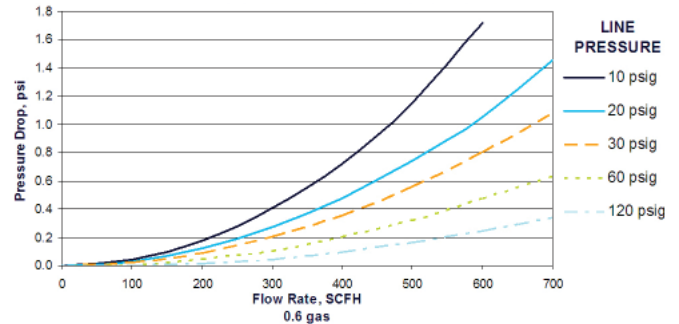


Elster Perfection 600 SCFH EFV

Trip Flow Rate vs Line Pressure



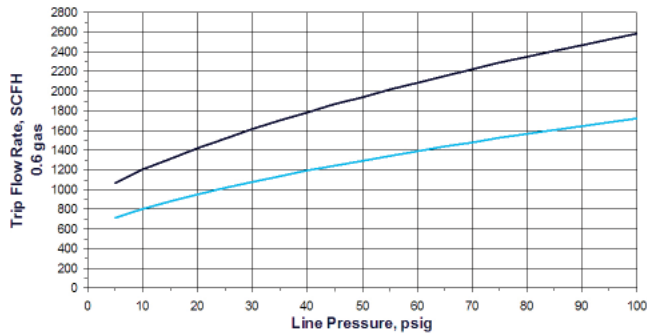
Pressure Drop vs Flow Rate



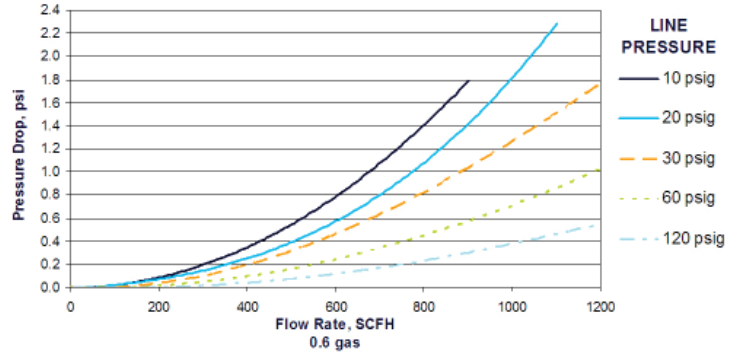
Performance Curves

Elster Perfection 800 SCFH EFV

Trip Flow Rate vs Line Pressure

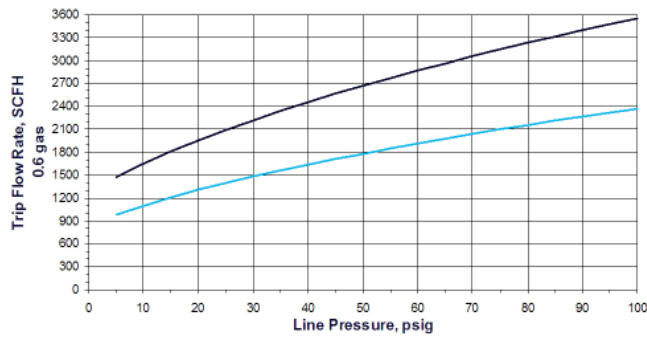


Pressure Drop vs Flow Rate

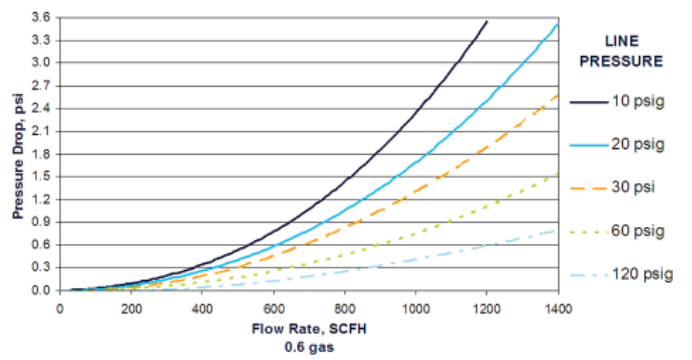


Elster Perfection 1100 SCFH EFV

Trip Flow Rate vs Line Pressure

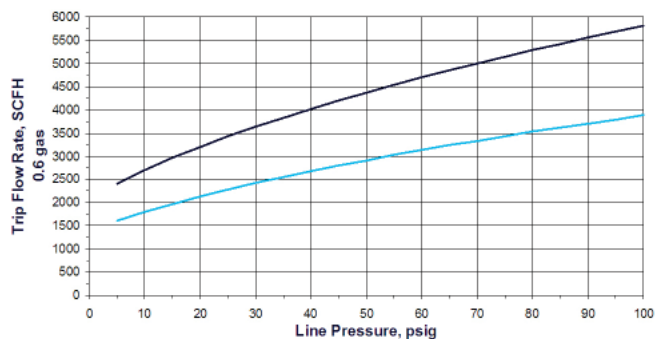


Pressure Drop vs Flow Rate

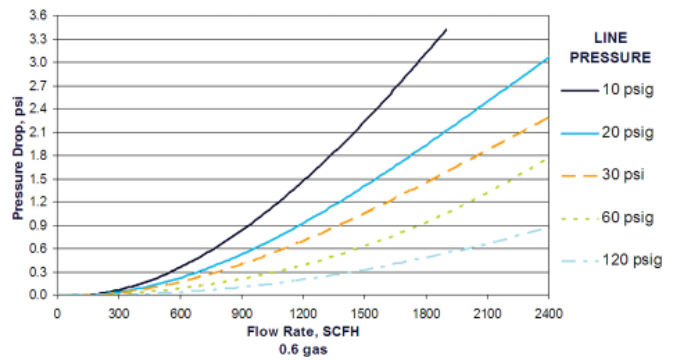


Elster Perfection 1800 SCFH EFV

Trip Flow Rate vs Line Pressure



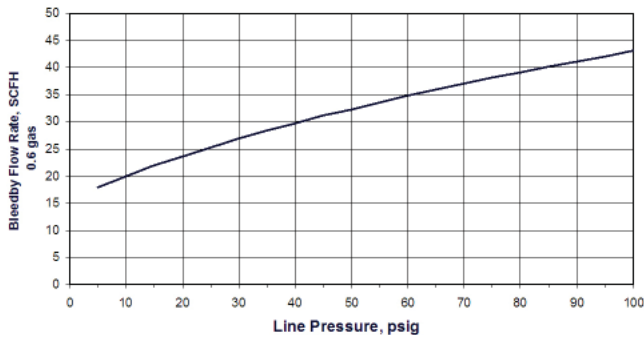
Pressure Drop vs Flow Rate



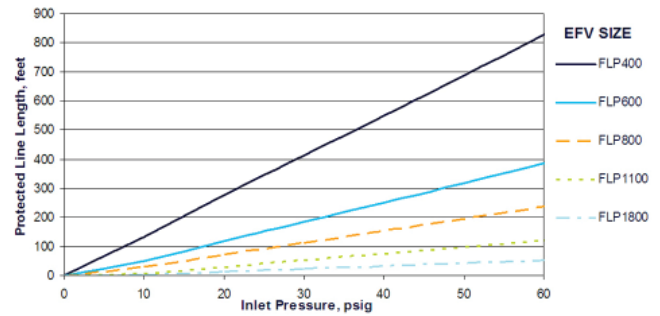
Performance Curves

Elster Perfection EFV - All Sizes

Max Bleedby Flow vs Line Pressure



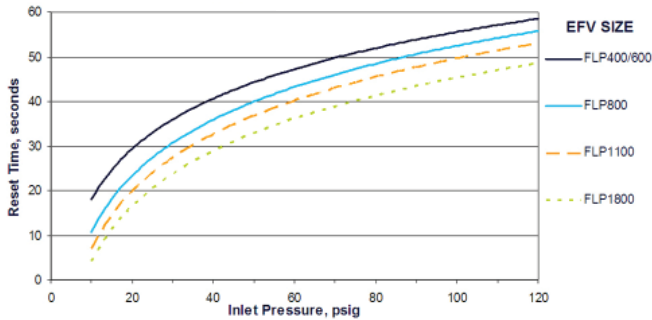
Protected Line Length vs Inlet Pressure 1/2 CTS -0.90 Wall



Elster Perfection EFV - All Sizes

Reset Time* vs Inlet Pressure

1/2 CTS x 0.090 Wall PE Tubing, 60 FT (112 in³)



* Reset time may vary slightly depending on specific gravity of gas.

Additional Service Line Diameters

To estimate a maximum reset time for 60 feet of 3/4 IPS, 1 CTS or 1 IPS service lines, reference the graph above and multiply the time by the given factor:

Tubing Size	Multiplication Factor
3/4 IPS	3.7
1 CTS	3.9
1 IPS	5.9

About Elster Group

Elster Group is the world's leading manufacturer and supplier of highly accurate, high quality, integrated metering and utilization solutions to the gas, electricity and water industries. In addition, through its subsidiary Ipsen International, it is the leading global manufacturer of high level thermo-chemical treatment equipment.

The group has over 8,500 staff, operations in 38 countries and serves over 115 markets around the world. Elster's high quality products and systems reflect the wealth of knowledge and experience gained from over 170 years of dedication to measuring precious resources and energy.

Elster Perfection
222 Lake Street
Madison, OH 44057
USA

T +1 440 428 1171
F +1 440 466 7351

www.elster-perfection.com

© Registered Trademark of Elster Perfection Corporation
© 2008 Elster Perfection. All right reserved

Information contained herein is subject to change without notice. Product specifications may change. Contact your Elster Perfection representative for the most current product information. Printed in the United States.

EP-PS0001-EN-P - January 2008

This technical information is furnished without charge or obligation and for informational purposes only. Acceptance, use and/or reliance on this information is at the recipient's sole risk. Nothing contained in this document shall be considered an endorsement of any particular material or equipment. The material presented in this document in no way modifies, amends, enlarges or creates any contract, agreement, specification, warranty or promise.